



G4
Foot Drop System



Technology Upgrades
Our Life



www.xft-china.com

The World's Leading Supplier of Rehabilitation Devices and Solutions

Since the first wearable FES Foot Drop System was launched by XFT in 2010, we have been adhering to the concept of continuous innovation and in-depth understanding of clinical application. The XFT Foot Drop System is renowned all over the world for its advanced technology and excellent performance, benefiting thousands of patients who suffered from foot prolapse. The latest fourth-generation Foot Drop System G4 shows our vision for the future of wearable medical devices. And today we succeed in taking this vision one step further!



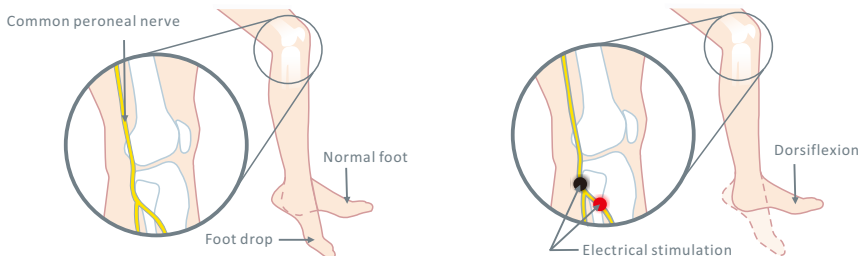
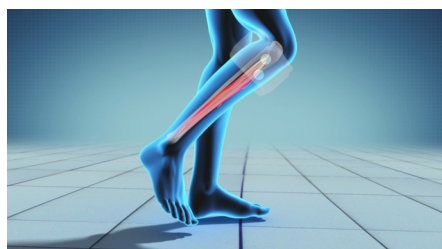
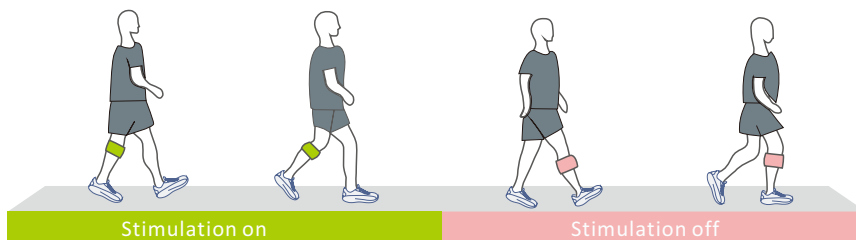
G4 Foot drop system may benefit individuals with conditions affecting the central nervous system, such as:

- ✓ Stroke
- ✓ Hemiplegia
- ✓ Traumatic brain injury
- ✓ Incomplete spinal cord injury
- ✓ Multiple sclerosis

Working Principle



Built-in gyroscope and acceleration sensor in the host



G4 Foot Drop System adopts advanced MEMS sensor technology and XFT patented AI intelligent algorithms to continuously learn and track the patient's gait. When the patient wants to lift his leg, he will be given timely electrical stimulation and the repetitive movement pattern information is transmitted to the central nervous system to achieve the restoration of the neuromotor function.

Innovation

Stim unit and Cuff



- IPX6 high grade protection design, to achieve excellent waterproof and dust-proof characteristics;
- The OLED display screen presents a bright and vibrant visual effects. The IML touch panel is durable and luminous;
- Magnetic charging interface, convenient and quick;
- Can be used on both left and right legs.



Patented sequential electrodes

- Designed according to anatomy, the electrodes can cover the common peroneal nerve position precisely;
- Medical-grade stainless steel electrodes, free of consumables, durable;
- Integrated strap for easy cleaning, avoiding the risk of cross infection.



Equipped with APP

- Internal Bluetooth connects to an iOS or Android App for program customization, data tracking, parameter adjustment, and real-time gait analysis.



Functional Electrical Stimulation (FES)

Functional electrical stimulation (FES) uses small electrical impulses to activate specific muscles and nerves to improve or restore muscle function in people. These impulses trigger the desired function, such as contracting muscles to move a foot or lift an arm.

Restoration of the neuromotor function

FES stimulates the neuromuscles while also transmitting the stimulation to the afferent nerve. The repetitive motor pattern information is passed into the central nervous system, forming excitation traces in the cerebral cortex, restoring and reconstructing the neuromotor function.

Combination of active and passive rehabilitation training



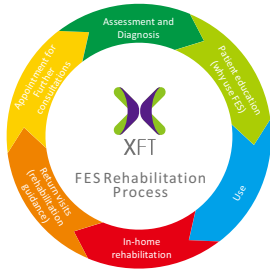
Training mode — For patients who lack active training, rehabilitation should be done as early as possible when the condition is stable.

This mode can be selected for muscle training when the patient is sitting or lying down. The purpose of the training mode is to promote muscle function recovery, delay muscle atrophy of the diseased leg, maintain and improve the range of motion of the ankle joint and enhance local blood circulation. Two to three 20-minute sessions per day are used to prevent muscular wasting atrophy.



Gait mode — Stimulate while walking, restore the neuromotor function.

This device helps them to walk with normal gait when the patients want to lift their legs to walk. Stimulate while walking, and the repetitive motor pattern information is passed into the central nervous system, forming excitation traces in the cerebral cortex, restoring and reconstructing the neuromotor function.

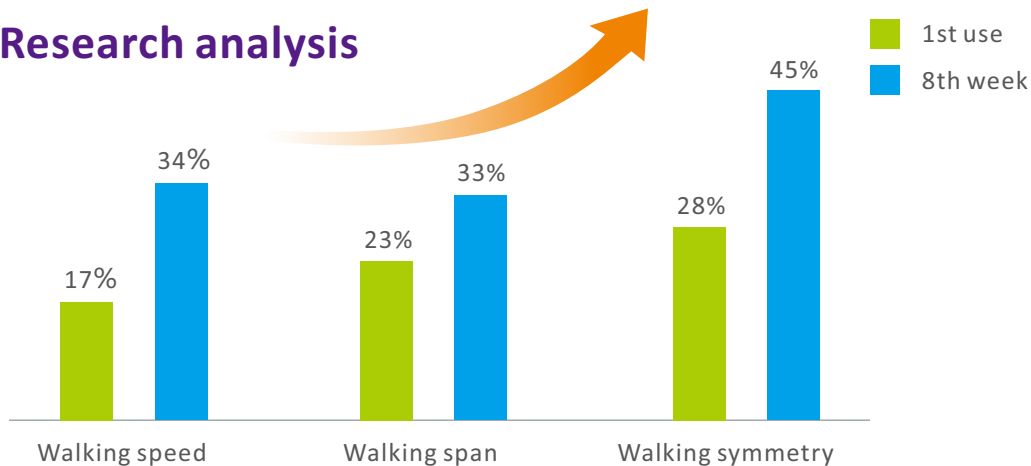


Scientific rehabilitation training program Rehabilitation assessment, step by step

Reference for use

	Wearing time	Interval time
1-4 days	15-60min	30min
4-6 days	1-3h	30min
7-9 days	3-5h	30min
10-12 days	5-6h	1h
13-14 days	6-8h	1h

Research analysis



Global partners for your local service

United States, Germany, United Kingdom, Australia, Norway, Italy, France, Belgium, United Arab Emirates, South Africa, The Czech Republic, etc.

Manufacturer: Shenzhen XFT Medical Limited
 Add: Room 203, Building 1, Biomedicine Innovations Industrial Park,
 #14 Jinhui Road, Pingshan New District, Shenzhen, China
 Tel: 86-755-29888818 Web: www.xft-china.com Mail: xft@xft.cn

